



### District Report Card: 2017


<b>State:</b> Chhattisgarh	<b>District:</b> Mungeli
<b>Class:</b> 5	<b>Subject:</b> Language
<b>Schools:</b> 61	<b>Students:</b> 1384


### Participation/Coverage


#### Students

<div>GENDER</div> <div></div>	Boys		Girls	
	Number	%	Number	%
	663	47.90	721	52.10

<div>AREA</div> <div></div>	Rural		Urban	
	Number	%	Number	%
	1303	94.15	81	5.85

<div>CATEGORY</div> <div></div>	SC		ST		OBC		GEN	
	Number	%	Number	%	Number	%	Number	%
	417	30.13	173	12.50	768	55.49	26	1.88

<div>CWSN</div> <div></div>	LD	VI	HI	S&LD	ID	Oth
	2	9	0	2	3	1

<div>Management</div> <div></div>	Government		Government-aided	
	Number	%	Number	%
	1384	100.00	0	0.00

### Average Performance of Students in Language (%)

Overall	Gender		Area		Management		Social Group			
	Male	Female	Rural	Urban	Govt.	Aided	SC	ST	OBC	GEN
53.60	53.39	53.79	53.88	49.05	53.60	0.00	51.45	51.21	55.48	48.46

## Performance on Learning Outcomes (LOs)

Learning Outcomes	Description	Average Performance(%)
L504	Reads and comprehends independently storybooks, news items/ headlines, advertisements etc.	51.99
L508	Reads text with comprehension, locates details and sequence of events	54.40

Range of Performance of Students who Answered Correctly							
Below 30%		30% - 50%		50% - 75%		Above 75%	
Number	%	Number	%	Number	%	Number	%
208	15.03	369	26.66	570	41.18	237	17.12

## Lowest Performing Learning Outcomes (LOs)

- 1 - Reads and comprehends independently storybooks, news items/ headlines, advertisements etc. (51.99)
- 2 - Reads text with comprehension, locates details and sequence of events (54.40)